



Yangzijiang Shipbuilding (Holdings) Ltd.
揚子江船業(控股)有限公司

3Q2024 Business Updates

7 November 2024



Disclaimer

The presentation is prepared by Yangzijiang Shipbuilding (Holdings) Ltd. (the “Company”) and is intended solely for your personal reference and is strictly confidential. The information contained in this presentation is subject to change without notice, its accuracy is not guaranteed, and it may not contain all material information concerning the Company. Neither the Company nor any of its affiliates, advisors or representatives make any representation regarding, and assumes no responsibility or liability whatsoever (in negligence or otherwise) for, the accuracy or completeness of, or any errors or omissions in, any information contained herein nor for any loss howsoever arising from any use of these materials. By attending this presentation, you are agreeing to be bound by the restrictions set out below. Any failure to comply with these restrictions may constitute a violation of applicable securities laws.

The information contained in these materials has not been, a complete or comprehensive analysis of the Company's financial or trading position or prospects. The information and opinions contained in these materials independently verified. No representation or warranty, expressed or implied, is made as to, and no reliance should be placed on the fairness, accuracy, completeness or correctness of, the information or opinions contained herein. It is not the intention to provide, and you may not rely on these materials provided as at the date of this presentation and are subject to change without notice. None of the underwriters nor any of their respective affiliates, advisors or representatives shall have any liability whatsoever (in negligence or otherwise) for any loss howsoever arising from any use of these materials.

In addition, the information contains projections and forward-looking statements that reflect the Company's current views with respect to future events and financial performance. These views are based on several estimates and current assumptions which are subject to business, economic and competitive uncertainties and contingencies as well as various risks and these may change over time and in many cases are outside the control of the Company and its directors. No assurance can be given that future events will occur, that projections will be achieved, or that the Company's assumptions are correct. Actual results may differ materially from those forecast and projected.

This presentation and such materials is not and does not constitute or form part of any offer, invitation or recommendation to purchase or subscribe for any securities and no part of it shall form the basis of or be relied upon in connection with any contract, commitment or investment decision in relation thereto. This document may not be used or relied upon by any other party, or for any other purpose, and may not be reproduced, disseminated or quoted without the prior written consent of the Company.

Any investment in any securities issued by the Company or its affiliates should be made solely on the basis of the final offer document issued in respect of such securities.

Relaying copies of this presentation to other persons in your company or elsewhere is prohibited.

These materials are not for distribution, directly or indirectly, in or into the United States, Canada or Japan.

These materials are not an offer of securities for sale into the United States, Canada or Japan. The securities may not be offered or sold in the United States under the U.S. Securities Act of 1933, as amended, unless they are registered or exempt from registration. There will be no public offer of securities in the United States.





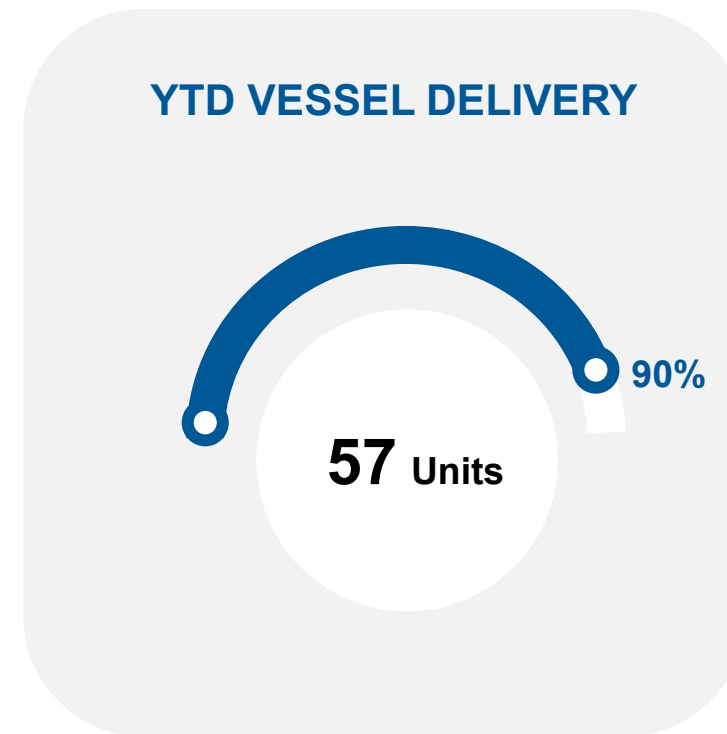

KEY HIGHLIGHTS





Snapshots

Record outstanding orderbook, more than doubled FY24 order-win target, on track to hit FY24 delivery target



* YTD: year-to-date, as of 7 November 2024
bln: billion

Vessel Delivery Highlights

Growing technological know-how across multiple green vessel solutions

May 2024


Sep 2024

Oct 2024

Delivered First 1,260TEU* Methanol Dual-Fuel Containership



Completed the First Batch of 40,000CBM* LPG/LAG Dual-Fuel Carrier



Delivered First 16,000TEU LNG Dual-fuel Containership



* TEU: twenty-foot equivalent unit
CBM: cubic meter



SHIPBUILDING SEGMENT HIGHLIGHTS





Outstanding Orderbook Breakdown

Green vessels account for ~75% of the total orderbook value; containership remains the dominant vessel type

224

Vessels

8.61m

Compensated gross tonnage (CGT)

USD22.14b

Total Contract Value

2024 – 2029

Delivery Timeframe

Containerships

95 Vessels	5.46m Total CGT	USD14.98b Total Value
Size & Specifications		Quantity
4,600TEU		2
8,000TEU		9
Methanol Dual-fuel 9,000TEU		12
Methanol Dual-fuel 13,000TEU		11
LNG Dual-fuel 7,000TEU		4
LNG Dual-fuel 8,000TEU		4
LNG Dual-fuel 9,000TEU		10
LNG Dual-fuel 16,000TEU		11
LNG Dual-fuel 17,000TEU		22
LNG Dual-fuel 24,000TEU		10

Bulk Carriers

38 Vessels	0.78m Total CGT	USD1.57b Total Value
Size & Specifications		Quantity
32,000DWT		6
40,000DWT		1
66,000DWT		5
80,000DWT		5
82,500DWT		18
Combination 83,300DWT		3

LEG/LPG/VLAC/VLEC

27 Vessels	0.68m Total CGT	USD2.46b Total Value
Size & Specifications		Quantity
36,000 CBM LEG		3
100,000 CBM VLEC		5
25,000 CBM LPG		3
40,000 CBM LPG		10
48,000 CBM LPG		2
88,000 CBM VLAC		4

Oil Tankers

64 Vessels	1.69m Total CGT	USD3.13b Total Value
Size & Specifications		Quantity
40,000DWT MR OT		3
50,000DWT MR OT		32
75,000DWT LR1 OT		24
114,000DWT LR2 OT		5

Note: Order book data as of 7 November 2024

LEG: liquid ethylene gas

LPG: liquefied petroleum gas

VLAC: very large ammonia carriers

VLEC: very large ethane carrier

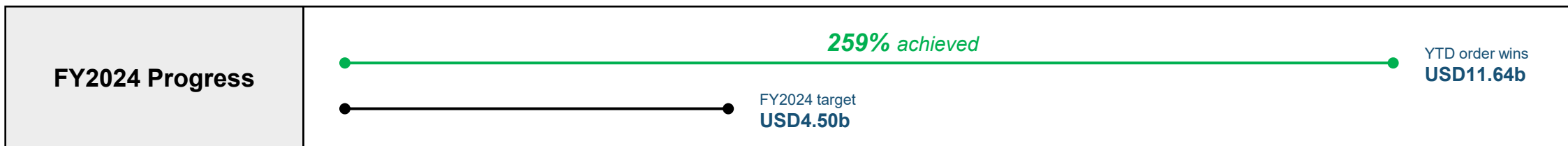
MR OT: medium range oil tanker

LR OT: large range oil tanker

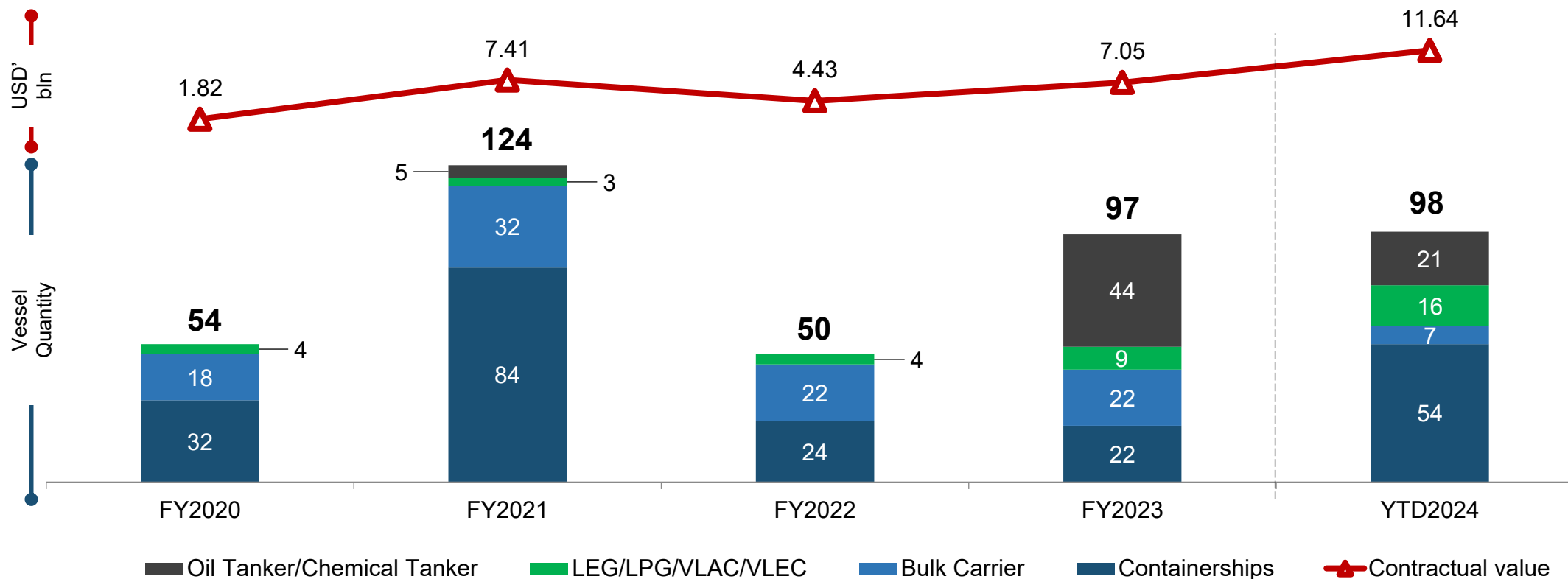


YTD Order Win

Robust order-wins fueled by strong demand for dual-fuel containerships, oil tankers, and gas carriers



Order-win Trend



Note: Order-win data as of 7 November 2024

YTD Order Win Breakdown

Approximately 84% of new order-wins was classified as eco-friendly vessels, aligning with the green transition trend

Vessel Type	Size & Specifications	Quantity
CONTAINERSHIPS <i>Total Quantity: 54</i>	8,000TEU	5
	Methanol Dual-fuel 9,000TEU	6
	Methanol Dual-fuel 13,000TEU	11
	LNG Dual-fuel 9,000TEU	10
	LNG Dual-fuel 17,000TEU	22
GAS CARRIERS <i>Total Quantity: 16</i>	25,000 CBM LPG	3
	40,000 CBM LPG	2
	48,000 CBM LPG	2
	88,000 CBM VLAC	4
	100,000 CBM VLEC	5
BULK CARRIERS <i>Total Quantity: 7</i>	32,000DWT	3
	82,500DWT	4
OIL TANKERS <i>Total Quantity: 21</i>	40,000DWT MR OT	3
	50,000DWT MR OT	2
	75,000DWT LR1 OT	16

Newly secured eco-friendly vessel orders

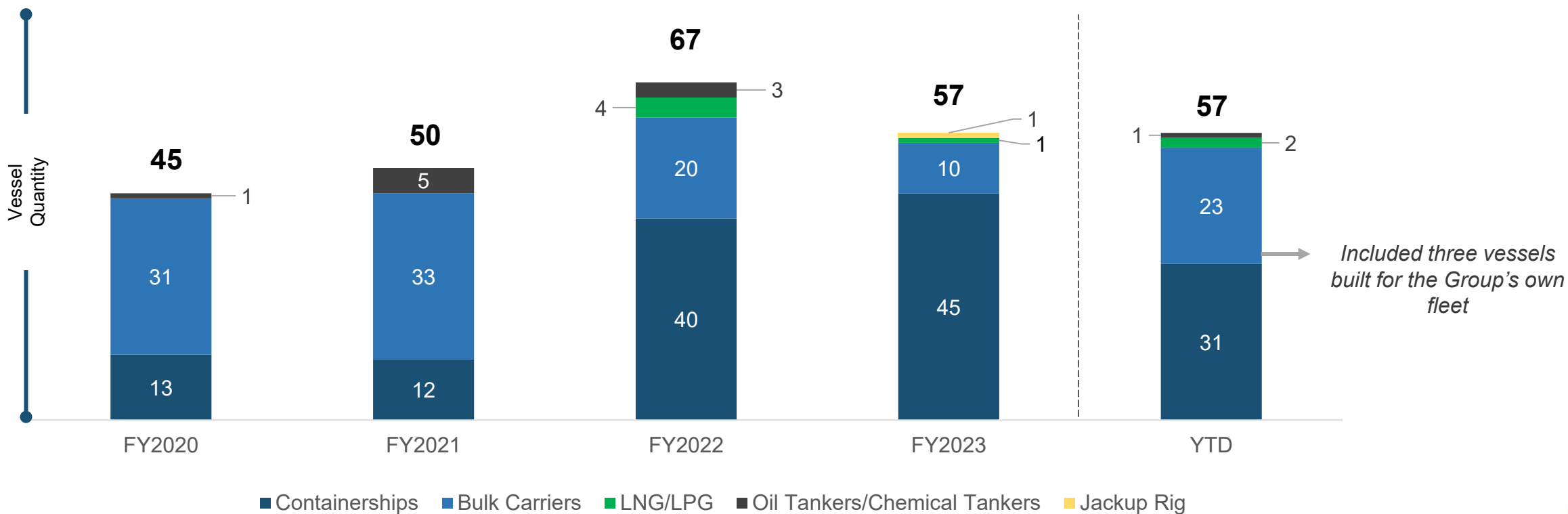
Note: Order-win data as of 7 November 2024

Vessel Delivery

Achieved 90% of FY2024 vessel delivery target, on track to fulfill the full-year goal



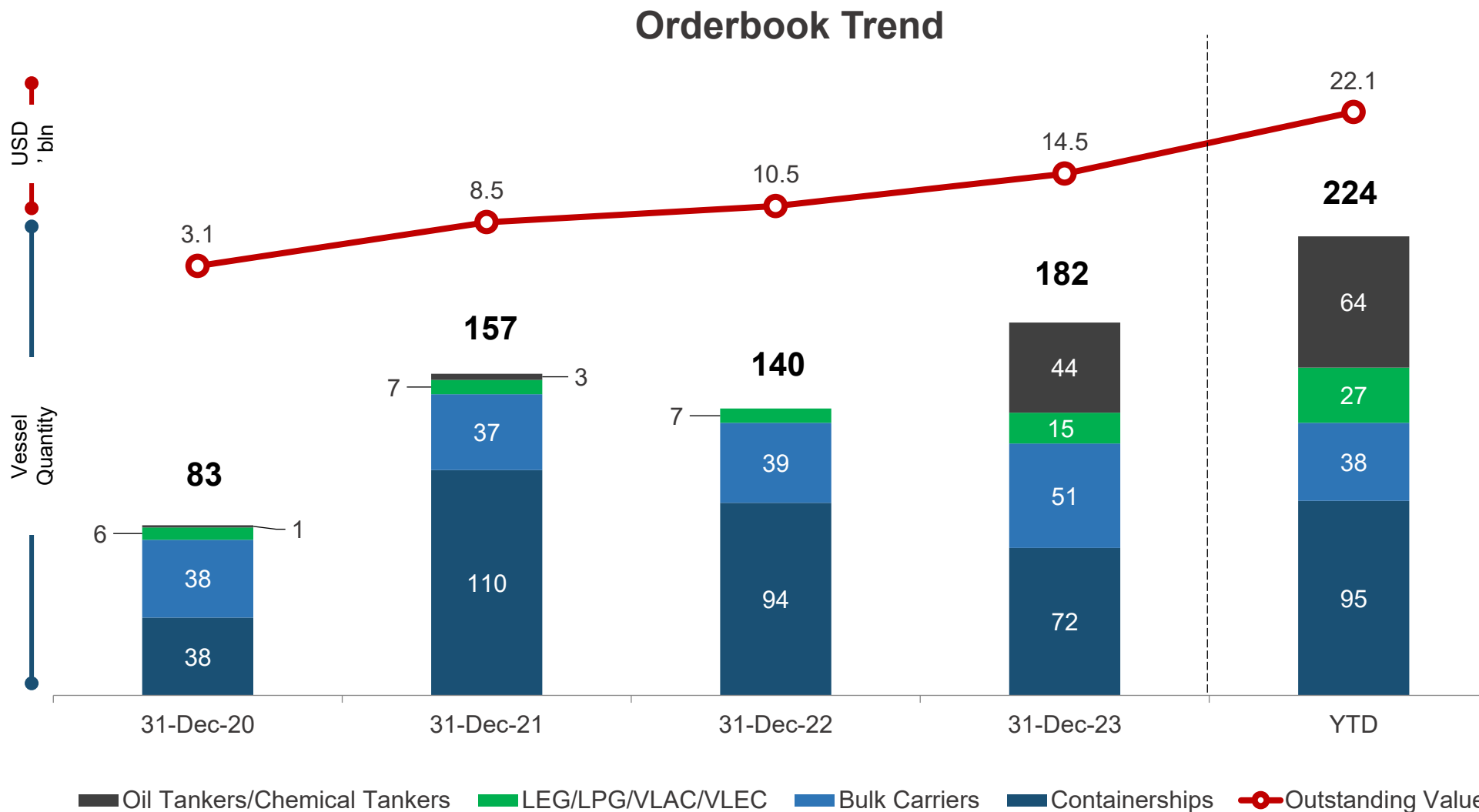
Vessel Delivery Trend



Note: Vessel delivery data as of 7 November 2024

Outstanding Orderbook

Strong outstanding orderbook brings revenue visibility up to mid-2028



Note: Order book data as of 7 November 2024



SHIPPING SEGMENT HIGHLIGHTS



Fleet Portfolio

Well-diversified and young fleet enables us to offer comprehensive services to our clients



	Quantity	Average Age (Years)	Total Capacity
Bulk Carriers	28	7.74	2,024,600 DWT
Stainless Steel Chemical Tankers	2	3.01	40,200 DWT
Containerships	2	2.58	3,600 TEU
Multiple Purpose Vessels	1	11.43	12,500 DWT
Barge Carriers	2	3.50	9,212 DWT
Total	35	7.04	



OUTLOOK & STRATEGY



Industry Demand Outlook By Vessel Type

Oil tankers and gas carriers continue to fuel new-build orders

Containership

Industry Demand Growth

3.1% CAGR

Up to 2029

Catalysts

- Environmental regulatory shifts
- Fleet renewal

Crude Oil Tanker

Industry Demand Growth

2.5% CAGR

Up to 2029

Catalysts

- Fleet renewal
- Increasing sailing distance due to geopolitical disruptions altering shipping routes

LNG Carrier

Industry Demand Growth

3.6% CAGR

Up to 2029

Catalysts

- Global energy transition
- Major industrial coal-to-gas switching in China

LPG Carrier

Industry Demand Growth

5.5% CAGR

Up to 2029

Catalysts

- Strong growth in shale gas production
- Rising demand for LPG for heating, ventilation, and air conditioning (HVAC) applications

1. Mordor Intelligence, "Container Shipping Market Size – Industry Report on Share, Growth Trends & Forecasts Analysis (2024 – 2029)"
 2. Mordor Intelligence, "Crude Oil Carriers Tanker Market Size & Share Analysis - Growth Trends & Forecasts (2024 - 2029)"
 3. Mordor Intelligence, "LPG Tanker Market Size & Share Analysis - Growth Trends & Forecasts (2024 - 2029)"
 4. Mordor Intelligence, "LNG Tanker Market Size & Share Analysis - Growth Trends & Forecasts (2024 - 2029)"



Growing Gas Carrier Orders in the Total Outstanding Orderbook

YAMIC has strategically repositioned for building high-end gas carriers

About YAMIC

Established in 2019, Jiangsu Yangzi-Mitsui Shipbuilding Co., Ltd (“YAMIC”) aimed to become a leading global shipyard for clean energy vessel construction.

Currently, YAMIC has strategically pivoted to focus on constructing LPG and LEG carriers.

As of 7 November 2024, YAMIC has a total outstanding orderbook of USD3.19 billion, of which gas carriers accounted for **~52%** by value.

3
units

36,000 CBM LEG

3
units

25,000 CBM LPG

10
units

40,000 CBM LPG

2
units

48,000 CBM LPG

4
units

88,000 CBM VLAC

YAMIC’s Delivery Track Record

Jun 2021

Clinched first batch of orders for 40,000 CBM LPG carriers

Dec 2023

Delivered its maiden 40,000 CBM Dual-fuel LPG carrier

Now

YAMIC’s orderbook included 22 gas carrier orders



Yangzijiang Shipbuilding (Holdings) Ltd.
揚子江船業(控股)有限公司

THANK YOU!



For more information,
please contact:

Financial PR Pte Ltd

Kamal SAMUEL / Vicki ZHOU / HongEe TANG
kamal@financialpr.com.sg
zhouyan@financialpr.com.sg
hongee@financialpr.com.sg